



**Totaalleverancier
van lasers en medische
technologieën**



méér dan lasers ...

Laservision Instruments BV
+31 (0) 529 428 000

www.laservision.nl
info@laservision.nl

Canon



TX-20

Full Auto Tonometer



Compact and sleek instrument fits easily on any instrument table and allows for maximum patient interaction



TX-20
Full Auto Tonometer

Accurate, automatic and fast measurement at the push of a button

Due to its intelligent full 3D alignment functionality, the TX-20 can start a complete examination with only a basic alignment on one eye. With a simple push of the button, the TX-20 conducts automatic examination of both eyes from alignment to printing.

TX-20

One instrument with advanced features

The advanced intelligent 3D fully automated operation makes operating the instrument extremely simple; just press the button. The TX-20 will align and measure extremely fast, even the print-out and paper cut off are done automatically, reducing examination time.

The instrument's soft air puff and short examination time of the TX-20 contribute to enhanced patient comfort.





Excellent Ergonomics

The tilting 5.7" colour LCD screen makes it possible to operate the TX-20 while standing or sitting.



Multifunctional Joystick

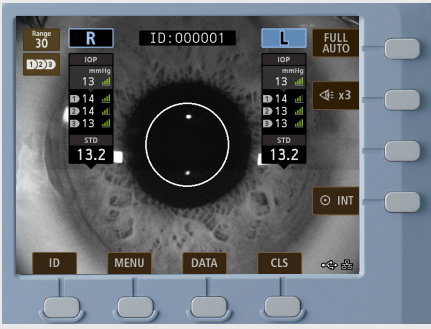
Powered for extremely comfortable operation, all main functions are centralized in the joystick, allowing for the instrument to be operated by one hand.



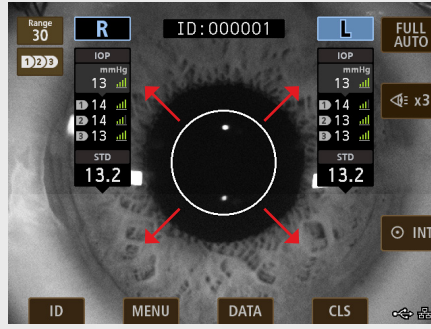
Fast Built-in Printer

Printer with easy drop-in paper loading and auto cutter. Comprehensive print-out with all relevant data.





Multifunctional switches
 placed around the screen with a simple and logical function indication.



Limiter function
 A safety feature that prevents that the optical head makes physical contact with the patient's eye.



Extended connectivity
 USB host for inputting patient info by keyboard/barcode reader. LAN and RS-232C for connection to network. XML file output via LAN.





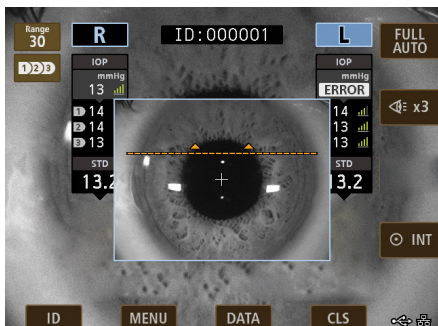
Upper IOP Warning
Lower IOP Warning

External Fixation

Besides the internal fixation light, the instrument is equipped with 2 external fixation lights. Effective for patients with a central vision defect.

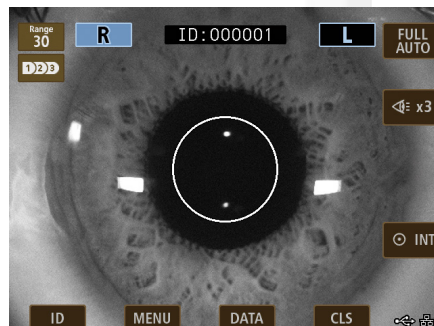
Upper and lower IOP warnings

To assist during screening; threshold values can be changed to your requirements.

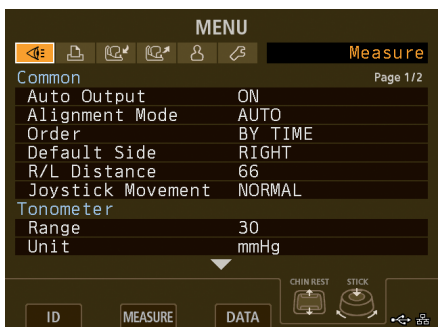


Warning images

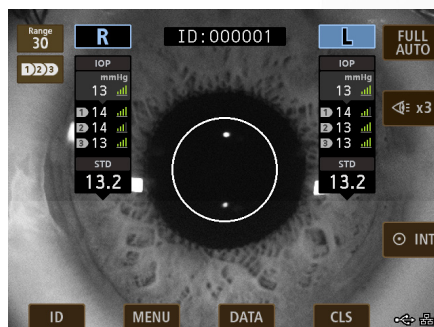
When there is a measurement error, a snapshot of the examinee's eye is displayed to indicate the possible cause of the error: obstruction by an eyelid or eyelashes.



Large magnification of the pupil for easy observation.



Settings of the device can be adjusted to your preference.



All measurement results are clearly displayed in one screen.



Specifications TX-20

		Intra ocular pressure measurements	
Dimensions	260 W x 490 L x 500 H mm	Measurement principle	Air puff non-contact method
Weight	15 kg	Measurement range	0 ~ 60 mmHg Auto switching 30/60 mmHg range
Display	Tilting 5,7 inch LCD screen	Measurement units	mmHg/hPa
Printer	Thermal Line Printer with auto cutter	Working Distance	11 mm
Chinrest	Motorized		
Interface	USB host/RS232C/LAN		
Power	AC 100 V to 240 V, 50/60 Hz, 0.8 A to 0.4 A		
Power Saving mode	YES		
Optional accessories	Chin rest paper, printing paper		
Fixation light	Internal or external		
Input ID Options	Automatic serial number assignment or patient ID input via screen, numeric keyboard, barcode reader (optional)		
Alignment	Fully automatic 3D alignment		
Measurement mode	Fully automatic /automatic /manual		

De Grift 20
7711 EJ, Nieuwleusen

www.laservision.nl | info@laservision.nl | 0529 - 280000 | [@laservision_instruments](https://www.instagram.com/laservision_instruments)